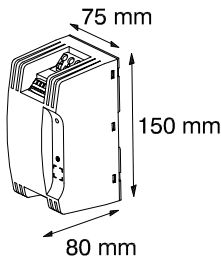
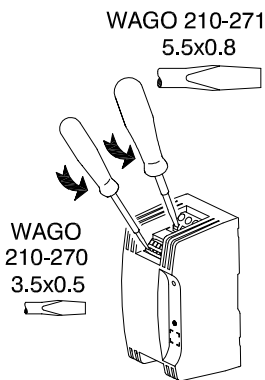
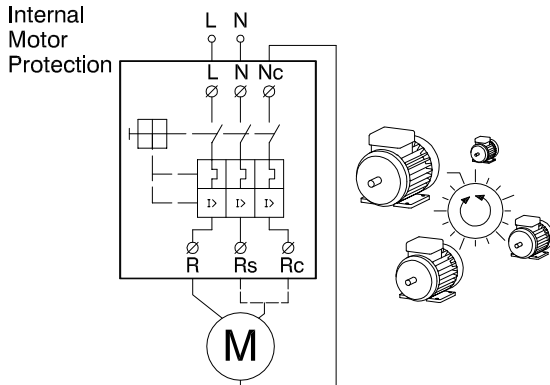
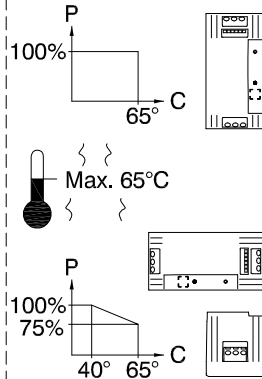
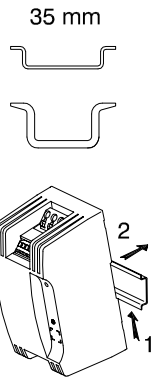
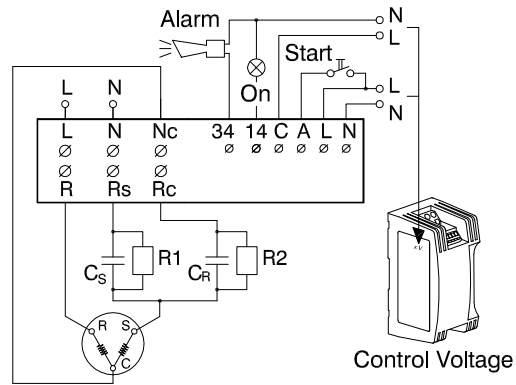
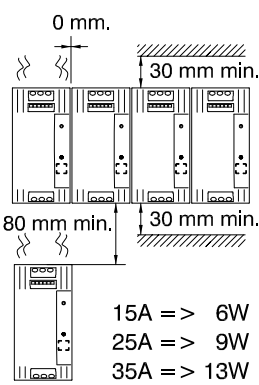


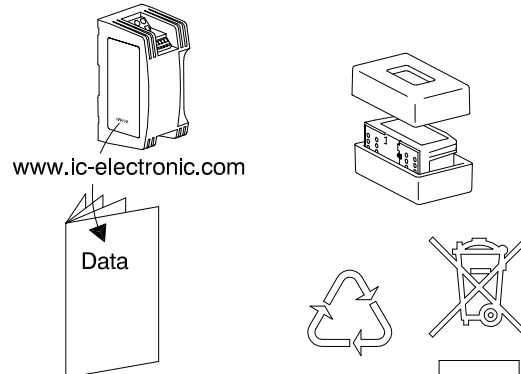
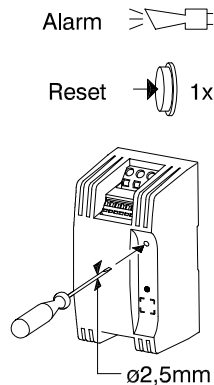
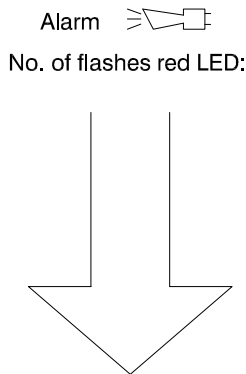
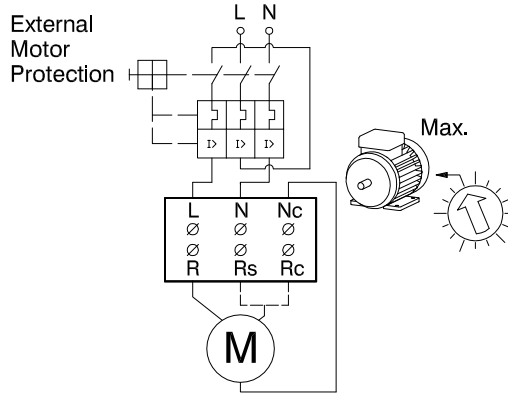
SCL11Dx2335BP
SCL11Dx2325BP



SUPERIOR



mm ²	75°C Cu wire	mm ²
0.5-2.5	11-12 mm	1.5-6
0.5-1.5		1.5-4



Ready mode: The yellow LED is flashing steady slowly.
Run mode : The yellow LED lights steady.
Pause mode: The yellow LED is flashing steady fast.
Fault mode : The yellow LED is flashing 10 times sequence and the red LED is flashing with a fault-code sequence.

- Number of flashes red LED = fault code:
- 2 = High voltage / low voltage / Voltage
 - 3 = High current / low current
 - 3 = Current not symmetrical
 - 3 = Motor protection (I2t)
 - 4 = Stall
 - 5 = By-pass relay failure
 - 6 = High temperature / low temperature
 - 7 = Connection failure
 - 7 = Wrong phase sequence
 - 8 = Wrong frequency
 - 9 = Failure in soft starter